Contents

RG-S5310

0 ~50

10%~90%

≤ 1.4 10^5 (≥5μm)

20cm

19



OT

OT



PE

PE

Contents



1 Console

2 Telnet/SSH

CLI

3 SNMP

CLI

4 WEB

WEB admin/admin

Console 8

RJ-45 Console 1 DB-9

9 COM USB USB-

RS232

Console

PC

1

CRT

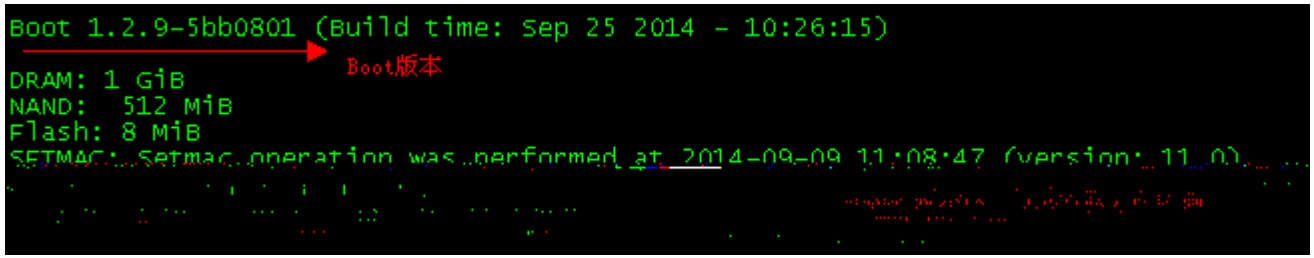

3

Press RETURN to get started

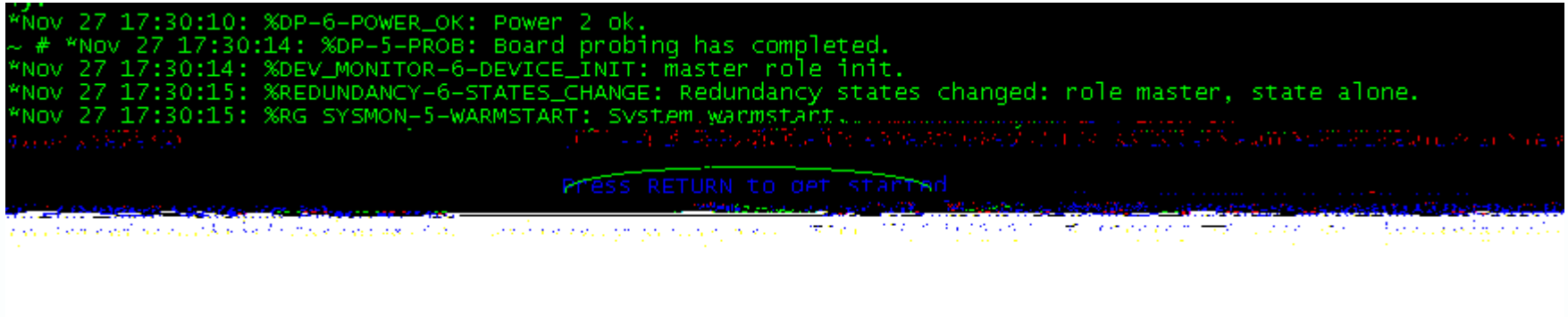

Enter CLI VSU VSU

VSU 6min VSU

CLI

Ruijie> // :

Ruijie>en

Ruijie# //

Ruijie#config

Enter configuration commands, one per line. End with CNTL/Z.

Ruijie(config)# //

?

CLI

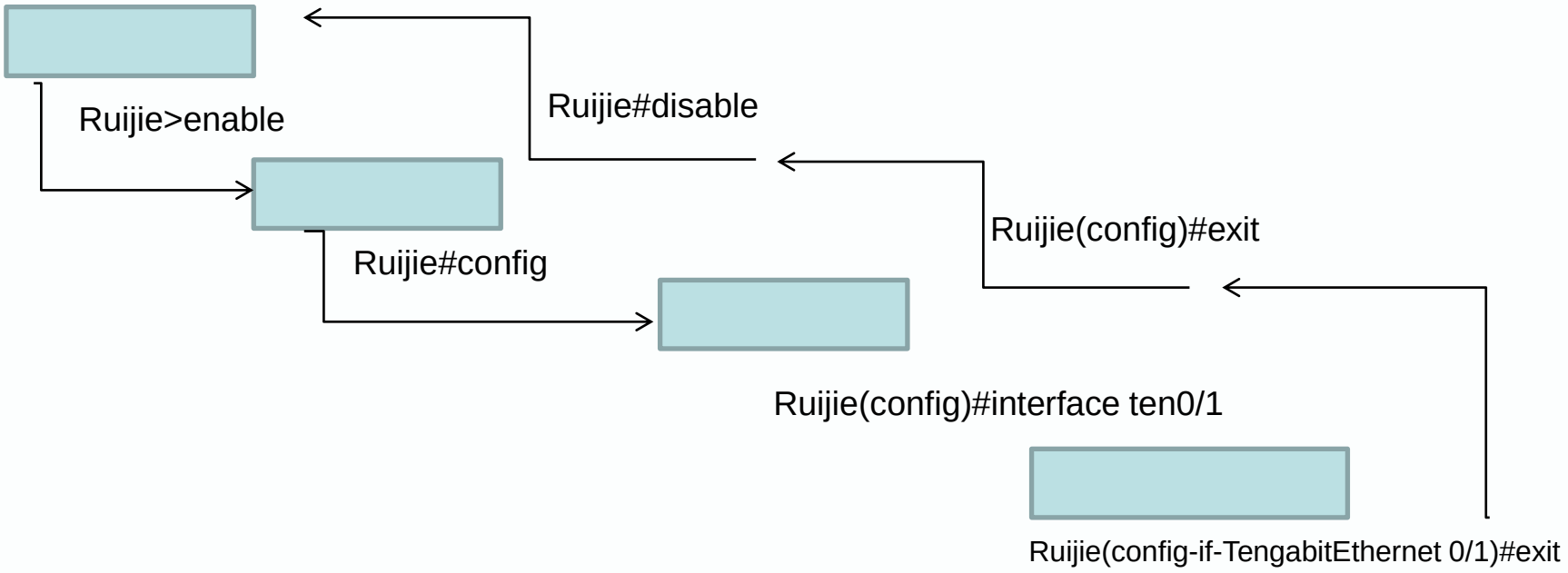
Ruijie>enable
Ruijie#disable
Ruijie#config
Ruijie(config)#exit
Ruijie(config)#interface ten0/1
Ruijie(config-if-TengabitEthernet 0/1)#exit

?

Telnet

Contents



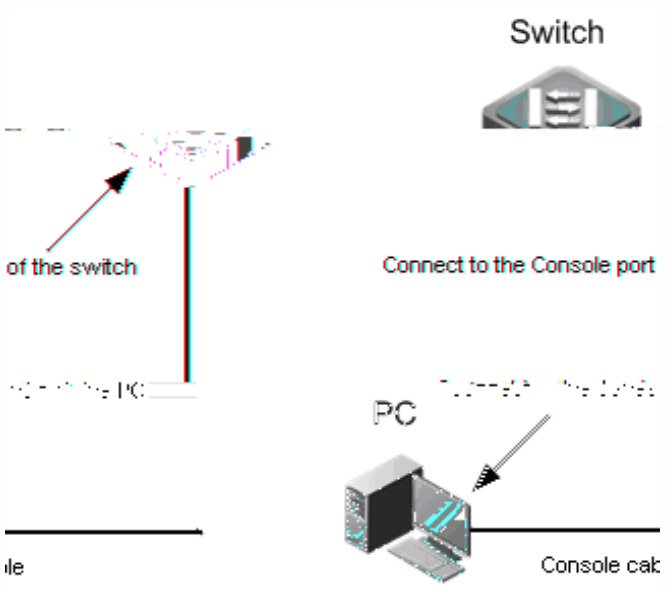

1 FTP

2 TFTP FTP

3 UBOOT

PPT

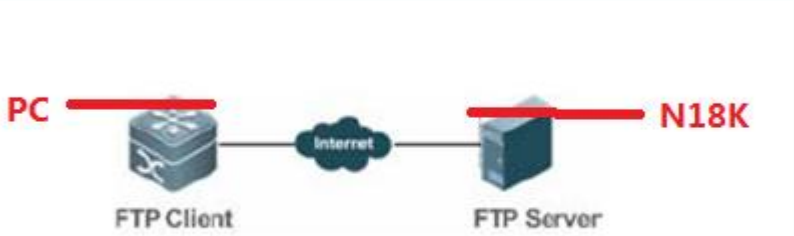

1	FTP Server		USB0	S6010	FLASH

```
Ruijie(config)#ftp-server username admin
Ruijie(config)#ftp-server password ruijie
Ruijie(config)#ftp-server topdir tmp:/                -
Ruijie(config)#ftp-server timeout 300
Ruijie(config)#ftp-server enable
```

2 PC FTP Client FLASHFTP FTP PC S6010

3 PC FTP FTP Server

4 Upgrade USB

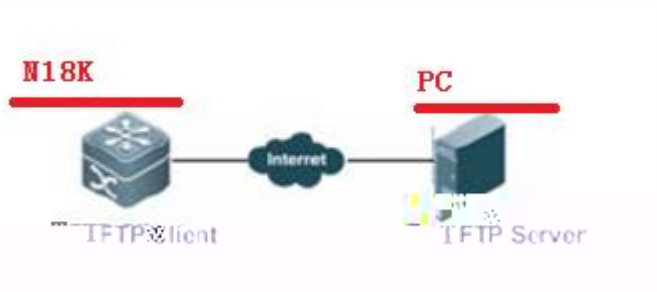

1 PC TFTP Server PC S6010

2 S2910 TFTP Client TFTP , flash
tmp tmp
Ruijie#copy tftp://192.168.1.1/S2910-NONE-POE_RGOS11.4(1)B1_02160311_install.bin flash:/S2910-NONE-POE_RGOS11.4(1)B1_02160311_install.bin
3 Upgrade upgrade

-
-
-
-
-